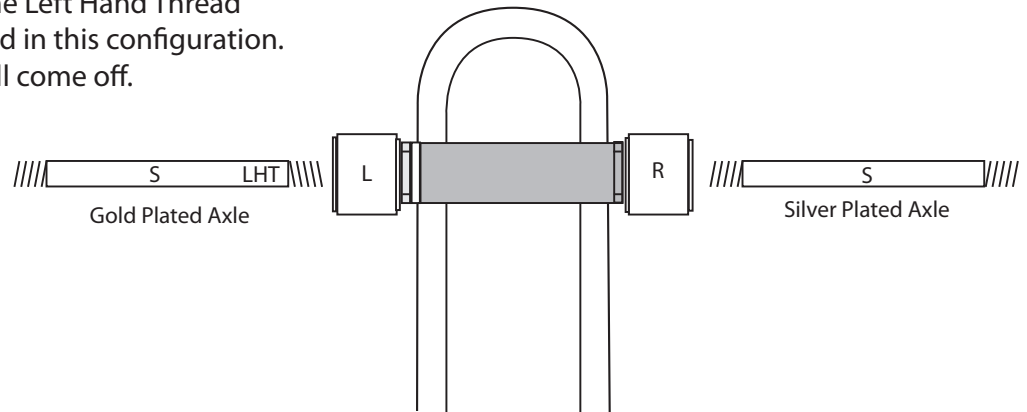


# Quadrabyke: Fitting Differential and Stub Axles for Two wheels at the Front

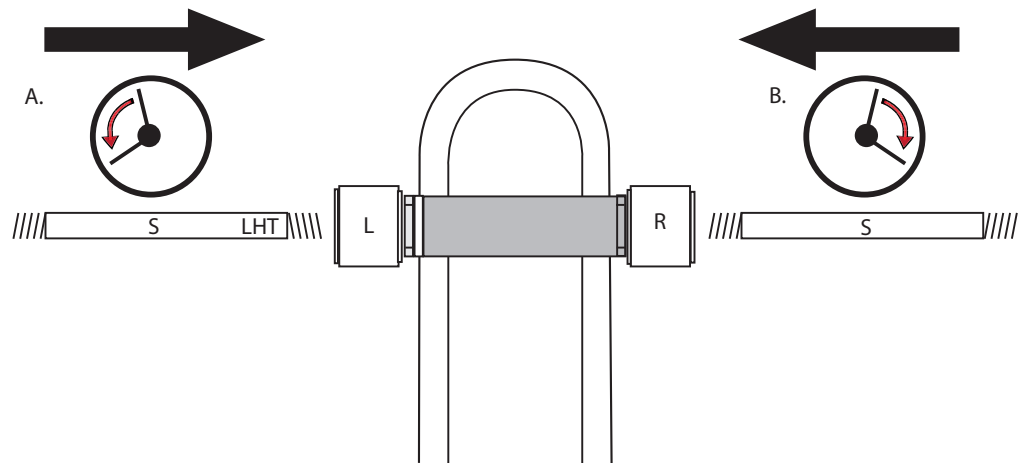
1. Turn Bike upside down
2. In this position set up as illustrated below

You will notice the Gold Axle has LHT stamped into it, this is the Left Hand Thread and should ONLY be used in this configuration. If not the front wheel will come off.



### 3. Now insert the axles as shown.

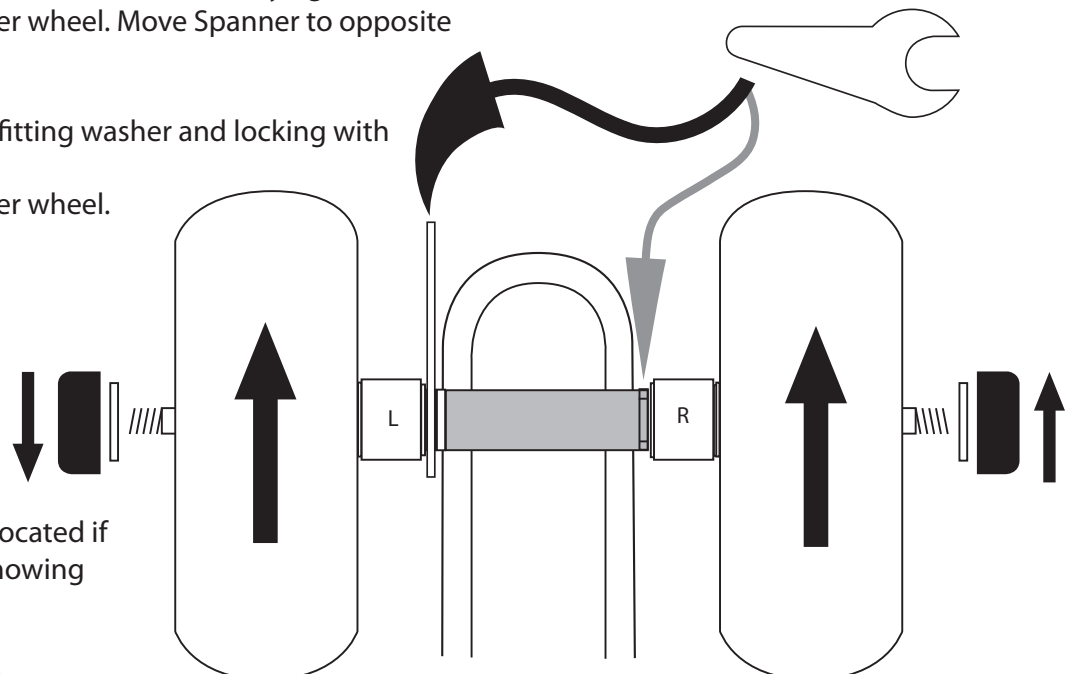
- a) The Gold axle is screwed in anti-clockwise
- b) The Silver axle is screwed in clockwise



### 4. To fully screw tight the axles, use the wheels to give extra leverage.

- a) Hold Big Spanner ( see diag. opp.) onto differential and then turn the wheel in the direction as shown, until fully tightened. Then repeat for other wheel. Move Spanner to opposite end of differential

- b) Secure wheel by fitting washer and locking with the Black Lock Nut. Then repeat for other wheel.



As a guide the axle is fully located if there is just enough axle showing to take the washer.